

The Late Antique and Medieval periods

Introduction

The Late Antique and Medieval periods discussed in this section are set respectively to the centuries from *c.* AD 500 to AD 700, and from *c.* 1100 to 1400. We know from a number of archaeological investigations carried out in the surrounding area that the Berbati Valley was well inhabited during both these periods (*Fold-out 1*). In 1936, the excavation of the Western Necropolis, located about 1,200 metres west-northwest of the Mastos Hill, revealed some “Roman–Byzantine” pottery, as well as roof tiles and house foundations dated to the Roman and later periods.¹ From Åke Åkerström’s excavation of the Potter’s Quarter in 1953 (*Figs. 6 and 75*) a small amount of well-preserved Medieval pottery was collected, and this has also been studied.² From the results of the Berbati-Limnes archaeological survey of 1988–1990, the two periods, or rather the centuries from AD 300 to AD 600 and the centuries from *c.* 1100 to 1400, stand out as the most populated from Early Roman times through the whole Medieval period.³ In 1995 and 1997, the site of Pyrgouthi in the central part of the valley was excavated, revealing a large farmhouse with installations for wine production, with well-preserved finds dated to the late sixth and first half of the seventh century.⁴

As the Mastos Hill was excluded from the Berbati-Limnes survey in 1988–1990, due to the fact that it had already been identified as an archaeological site, its relation to other sites in the area during the Late Antique and Medieval periods has not previously been examined. This will be studied here through a presentation of the Late Antique and Medieval material found during the intensive survey carried out in 1999,

followed by a discussion of the role the hill might have played in the area during these periods.

Methodological considerations

The total number of sherds dated to the Roman and Medieval periods identified during field walking was *c.* 2,700 pieces,⁵ of which 97% were dated to the Medieval period. Of these fragments, 297 were collected and studied in the Nauplion Museum, and from these, 42 pieces were selected for publication. The selection represents the different wares that were identified and includes mostly diagnostic fragments, i.e. rims, handles and bases. There are also a number of undiagnostic pieces included in the catalogue, however, representing a special type of fabric or decoration that may have a chronological significance for the interpretation of the site’s history.

The catalogue has been arranged chronologically. Within each period the pottery has been divided into wares, and within each ware the open shapes are followed by closed shapes. The Late Antique group comprises only eight pieces, but is divided into medium coarse ware, coarse ware and cooking ware. The Medieval group is more varied, and a number of characteristic wares have been identified. Based on the commonly applied definitions of Medieval pottery,⁶ the material was divided into the following wares: glazed ware, matt painted ware, undecorated medium coarse ware, cooking ware and coarse ware.

The fabric descriptions are based on ocular examination and include the colour of the clay matrix, the colour, shape,

¹ Säflund 1965, 15.

² A preliminary date for this pottery can be set to the period from the twelfth to the fourteenth century, and it probably belongs to the same settlement period as the 1999 survey material.

³ Forsell 1996, 336; Hahn 1996, 438–439.

⁴ Hjothlman 2005.

⁵ The number is an approximation, as some of the pieces may have been incorrectly dated during the fieldwork.

⁶ E.g., Hahn 1996, 432–434.

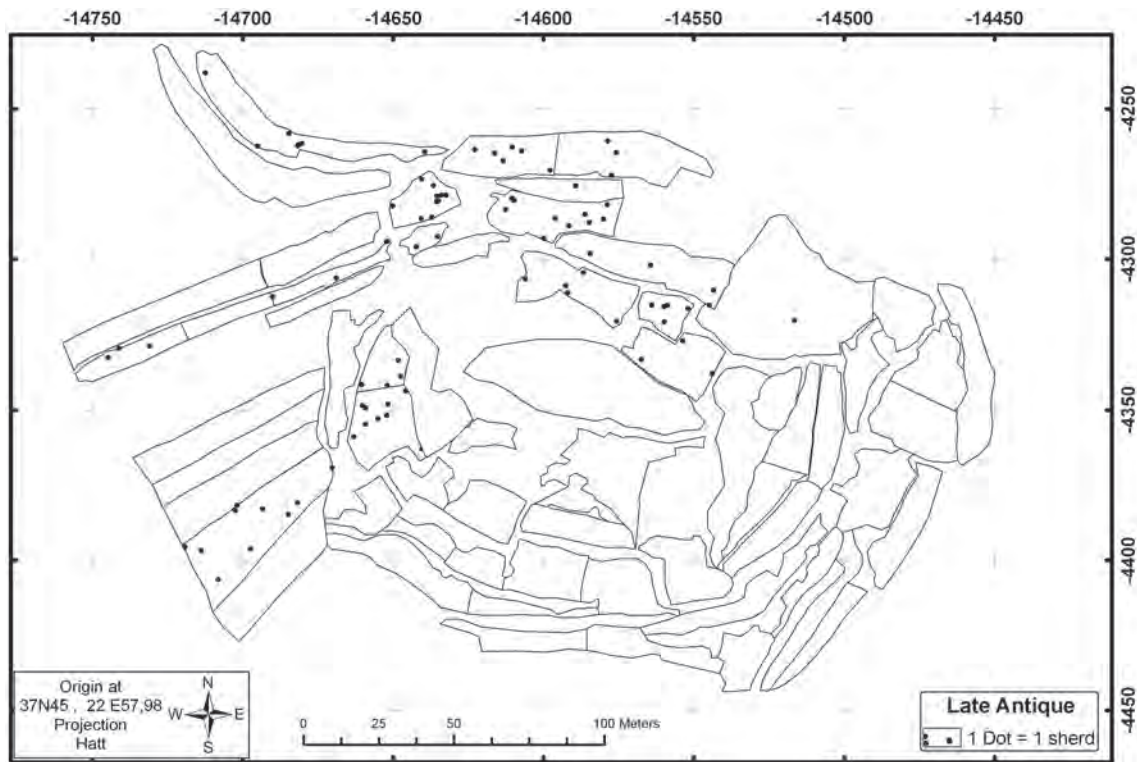


Fig. 91. Graphic (above) and tabular (below) distribution of Late Antique sherds between investigated units on the Mastos. Illustration by E. Savini.

Units	Area (m2)	Sherds	Sherds/10 m2	Units	Area (m2)	Sherds	Sherds/10 m2	Units	Area (m2)	Sherds	Sherds/10 m2
1	227	4	0.18	23	462	3	0.06	45	278	0	0.00
2	483	9	0.19	24	1357	0	0.00	46	265	0	0.00
3	555	0	0.00	25	624	0	0.00	47	434	0	0.00
4	374	0	0.00	26	463	0	0.00	48	188	0	0.00
5	189	0	0.00	27	663	0	0.00	49	319	0	0.00
6	176	3	0.17	28	999	10	0.10	50	223	0	0.00
7	161	0	0.00	29	647	0	0.00	51	326	0	0.00
8	254	3	0.12	30	18	0	0.00	52	268	0	0.00
9	400	0	0.00	31	218	0	0.00	53	322	0	0.00
10	623	0	0.00	32	340	0	0.00	54	329	0	0.00
11	967	0	0.00	33	321	0	0.00	55	745	0	0.00
12	670	7	0.10	34	157	0	0.00	56	222	0	0.00
13	263	10	0.38	35	406	0	0.00	57	500	0	0.00
14	457	6	0.13	36	230	0	0.00	58	392	0	0.00
15	659	3	0.05	37	135	0	0.00	59	521	0	0.00
16	92	2	0.22	38	181	0	0.00	60	400	0	0.00
17	184	0	0.00	39	711	0	0.00	61	525	0	0.00
18	500	5	0.10	40	409	0	0.00	62	339	0	0.00
19	254	1	0.04	41	417	0	0.00	63	284	0	0.00
20	510	10	0.20	42	170	0	0.00	64	1697	1	0.01
21	674	4	0.06	43	455	0	0.00				
22	186	5	0.27	44	279	0	0.00				

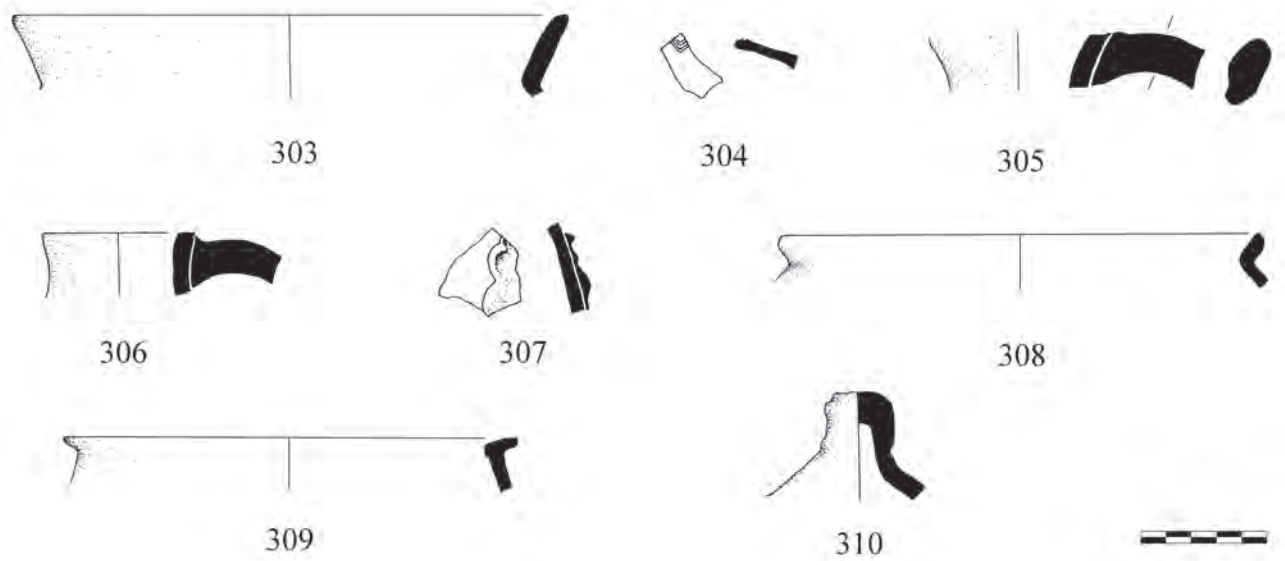


Fig. 92. Late Antique pottery. Medium coarse ware (303–306), coarse ware (307) and cooking ware (308). Drawings by J. Hjøhlman.

size and frequency of the inclusions,⁷ and the colour of the slip, glaze or other surface treatments.⁸ All colour descriptions follow the *Munsell Soil Color Charts*.⁹

The Late Antique period

Pottery distribution

Pottery dated to the Late Antique period was found in fairly small amounts; in total, just 86 pieces over the whole surveyed area (Fig. 91). They were distributed mainly over the western and northern sides of the hill, with a somewhat higher concentration (around 10 pieces per unit) in units 1, 2 and 28 to the southwest, and in units 13 and 20 to the north (Fold-out 2). The fragments were all quite small and worn, and made of medium coarse to coarse fabrics. These wares are generally difficult to date out of stratigraphic context,¹⁰ and there is long continuity in the shapes used for coarse pottery and

cooking ware. Some shapes were in use over several hundred years. However, the tentative dates set for this surface material can be based on parallels from the Late Antique farmstead at Pyrgouthi, considering both shapes and fabrics,¹¹ as we can assume that the same material culture was prevalent in the whole Berbati Valley during these centuries.

Find analysis (Fig. 92)

The first catalogued piece (303) is a flaring rim fragment from a jar or cooking pot. The shape of the rim speaks for a date in the Late Antique period, but as to the shape of the whole vessel, an earlier date, in the third or fourth century, is also possible.¹² The fabric is a characteristic medium coarse fabric, made of a red-firing clay with common to abundant chert and limestone inclusions. The fabric occurs in large quantities in the Late Roman and Late Antique periods and is known from several places in the northeastern Peloponnese.¹³ It is very similar to the medium coarse plain pottery from Corinth, often referred to as “Corinthian cooking fabric” because of its coarse appearance, even though it occurs in many different pottery types used for non-cooking purposes

⁷ The frequency of the inclusions has been estimated according to the following principle: rare (1%), few (3%), frequent (5%), common (10%), abundant (20%); the size of the inclusions has been estimated as follows: small (0.1 < 0.2 mm), medium (0.2 < 0.5 mm), large (0.5 < 1.0 mm), very large (> 1 mm). The shapes of the inclusions are described as either rounded or angular. The description is based on the detailed system for fabric description, which was developed by L. Joyner, I.K. Whitbread and G.D.R. Sanders; Sanders 1999, Appendix 2, 477–478.

⁸ All drawings were made by the author. Find photos were taken by Craig Mauzy and site photos by Göran Söderberg.

⁹ *Munsell Soil Color Charts* 2000.

¹⁰ Since the fragments dated to this period are so few, no separate fabric descriptions are made here, but the descriptions are included in the catalogue.

¹¹ See Hjøhlman 2005.

¹² Hjøhlman 2005, 177, no. 108; Forsell 1996, 323, no. 122, fig. 38; Fulford & Peacock 1984, 223, no. 47, fig. 87; Slane 1990, 96, no. 204, fig. 23, for a late third- to early fourth-century AD date for this shape.

¹³ Considering both shapes and fabrics, the closest pottery parallels are found at Corinth, from the Late Antique through the Medieval period. The dominating fabrics identified in the Berbati Valley are commonly occurring in the northeastern Peloponnese; see Hjøhlman 2005, 241–242; Whitbread 1995, 263; Whitbread, this volume.

too.¹⁴ At the Late Antique farmhouse at Pyrgouthi, this fabric constituted the largest fabric group.¹⁵ Because of its common occurrence in the northeastern Peloponnese, its origin is difficult to trace, but pottery made of this clay may have been produced both in the Corinthia and in the Berbati Valley itself.

Both the fabric and decoration of no. 304 are very characteristic, and the parallels from Pyrgouthi are dated to around 500.¹⁶ The sandy red fabric does not seem to be local or regional, but is probably imported from another area in the Aegean or in the eastern Mediterranean. The wavy, incised decoration is common during the Late Antique period, and has been found on pottery from many sites around the eastern Mediterranean dated to this period.¹⁷ Nos. 305 and 306 are fragments from jugs made in the medium coarse fabric (303) described above, and dated to the Late Antique period.¹⁸ The oval section of the handles and the rim shape of no. 306 are both common features. No. 307 is a body fragment from a large amphora or storage vessel made of a fabric similar to that of nos. 305 and 306, with chert as a dominant component, but slightly coarser. This fabric is the most common fabric used in the amphorae made in the area during the Late Antique period, and it is probably of local or regional origin. The remains of finger marks which originally surrounded a vertical handle attachment are also a familiar decorative feature, common on the large storage amphorae found at Pyrgouthi, and dated to around 600 or the first half of the seventh century.¹⁹

Nos. 308 and 309 are short flaring rim fragments from cooking pots which commonly occur in contexts dated to the sixth century, but may also be dated to the seventh century or later.²⁰ Another example of the medium coarse to coarse chert fabric of local or regional origin is the lid knob no. 310, probably belonging to a cooking pot. This lid shape is difficult to date more precisely, but it commonly belongs to pots dated from the third to the seventh century and possibly even later.²¹ Besides the pieces identified above, one body fragment from the very characteristic Late Roman Amphora 2 was found during the survey, but not included in the catalogue. The fragment comes in a previously well-defined and commonly described characteristic fabric, and is decorated with

wavy incised lines, which suggests a late date, possibly at the beginning of the seventh century.²²

As a concluding remark on the Late Antique pottery it can be stated that, despite the uncertainty concerning the date of both fabrics and shapes, and the lack of well-defined archaeological contexts, these fragments indicate activities in the area from around 500 to 700 AD. The centuries following this period, from the eighth through the eleventh century, seem to have been a period of little habitation in the Berbati Valley, judging from the Berbati-Limnes survey,²³ and comparative material from these centuries is therefore lacking. However, as some of the shapes above may be dated later than 700, it is possible that activity also continued at the Mastos after 700, even though this is difficult to discern from the collected material.

The Medieval period

Pottery distribution

Pottery dated to the Medieval period was plentiful and appeared over almost the whole surveyed area (*Fig. 93*), with only a few exceptions on the southwest and the southeast slopes, in units 7, 10, 42, 47, 48, 52 and 60 (*Fold-out 2*). The largest concentration was found on the summit of the hill within the fortification walls, where 530 pottery fragments were found. The next largest concentration was found on the terrace located below the hilltop on its western and southwestern sides (units 1 and 2), where 360 pieces were collected. The amount of pottery dated to the Medieval period was in general higher on the terraces surrounding the hilltop, and scarcer in the lower areas. We recorded a large amount of Medieval pottery in unit 18 on the north side (191 pieces), in unit 23 on the northeast side (85 pieces), in unit 55 on the east and southeast sides (94 pieces), in unit 39 on the south side (100 pieces), and in unit 30 on the southwest side (106 pieces). These numbers may represent the natural erosion that has occurred on the hill, and there is a possibility that the material has spread from the hilltop settlement down along the slopes. It is also likely, however, that the settlement incorporated the upper terraces of the hill too, and that the material derives from structures that are now buried below the surface or have eroded. Besides the top terrace and the upper terraces, the terraces to the north, northeast and east have fairly large

¹⁴ Slane 1990, 120 and 126, nos. 274, 275, fig. 33.

¹⁵ Hjohlman 2005, 236–237.

¹⁶ Hjohlman 2005, 184–195, no. 140; 201–203, no. 189.

¹⁷ Aupert 1980, 442, nos. 333–335, fig. 47; Fulford & Peacock 1984, 219, no. 15, fig. 86; Diederichs 1980, 54, no. 193, pl. 18–19.

¹⁸ Hjohlman 2005, for similar jugs see e.g., 139, no. 14; 201–203, nos. 190–191.

¹⁹ Hjohlman 2005, e.g. 145–147, nos. 33 and 35.

²⁰ Hjohlman 2005, 232–234, no. 294; Aupert 1980b, 433, no. 287, fig. 43; Isler 1969, 218, Abb. 38; Riley 1979, 270, nos. 547 and 548, fig. 106.

²¹ E.g., Robinson 1959, 68, no. K107, pl. 14; Aupert 1980, 437, no. 316, fig. 44; Isler 1969, 218, nos. K 3787–3788, pl. 94.

²² See e.g., Hjohlman 2005, 147 and 161–162, no. 39 for description of shape and fabric, and 240 for other references and further discussion. For general dating criteria see also van Doorninck 1989, 248, fig. 1, and Karagiorgou 2001, 130, fig. 7.1.

²³ Hahn 1996, 439.



Fig. 93. Graphic (above) and tabular (below) distribution of Medieval sherds between investigated units on the Mastos. Illustration by E. Savini.

Units	Area (m2)	Sherds	Sherds/10 m2	Units	Area (m2)	Sherds	Sherds/10 m2	Units	Area (m2)	Sherds	Sherds/10 m2
1	227	128	5.64	23	462	85	1.84	45	278	7	0.25
2	483	232	4.80	24	1357	530	3.91	46	265	16	0.60
3	555	59	1.06	25	624	9	0.14	47	434	0	0.00
4	374	81	2.17	26	463	4	0.09	48	188	0	0.00
5	189	34	1.80	27	663	1	0.02	49	319	53	1.66
6	176	4	0.23	28	999	13	0.13	50	223	67	3.00
7	161	0	0.00	29	647	3	0.05	51	326	4	0.12
8	254	69	2.72	30	18	106	58.89	52	268	0	0.00
9	400	2	0.05	31	218	14	0.64	53	322	13	0.40
10	623	0	0.00	32	340	36	1.06	54	329	54	1.64
11	967	8	0.08	33	321	16	0.50	55	745	94	1.26
12	670	6	0.09	34	157	55	3.50	56	222	42	1.89
13	263	2	0.08	35	406	3	0.07	57	500	18	0.36
14	457	66	1.44	36	230	8	0.35	58	392	18	0.46
15	659	21	0.32	37	135	10	0.74	59	521	34	0.65
16	92	16	1.74	38	181	4	0.22	60	400	0	0.00
17	184	18	0.98	39	711	100	1.41	61	525	60	1.14
18	500	191	3.82	40	409	18	0.44	62	339	6	0.18
19	254	70	2.76	41	417	5	0.12	63	284	1	0.04
20	510	40	0.78	42	170	0	0.00	64	1697	76	0.45
21	674	20	0.30	43	455	7	0.15				
22	186	28	1.51	44	279	13	0.47				

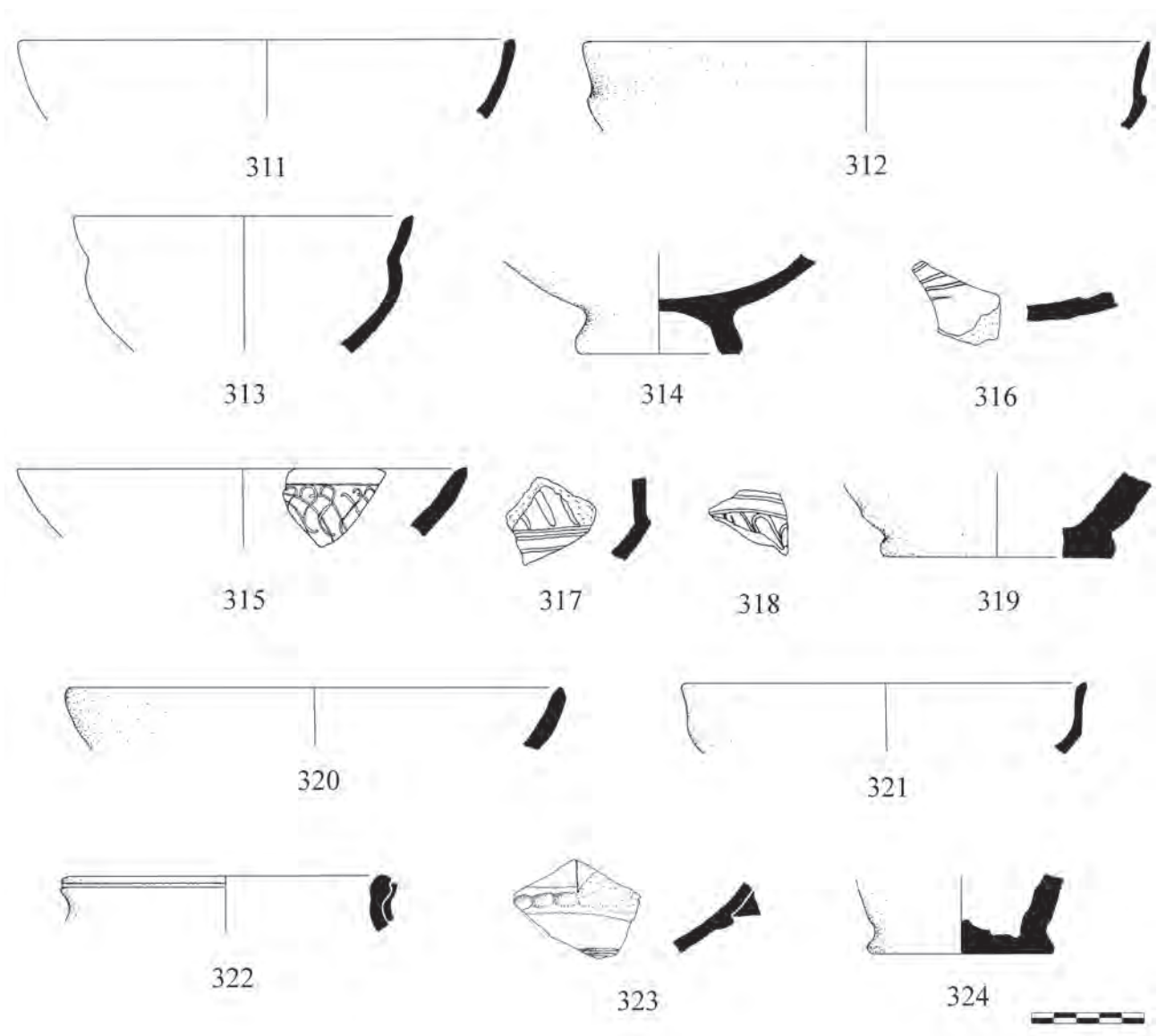


Fig. 94. Medieval glazed ware (313–324). Drawings by J. Hjohlman.

amounts of Medieval pottery, ranging from 29 to 76 pieces per unit.

The units on the lower western, southern and southwestern sides of the hill contained little or no Medieval pottery. We therefore believe that this side of the hill was not part of the habitation area, but was rather used for other purposes that did not leave many material remains. Only in one unit on the western side, unit 8, a fairly large amount of pottery was found (69 pieces). This unit was cultivated, and for this reason pottery may have come to surface recently. However, the adjacent units 7 and 10, cultivated and uncultivated re-

spectively, did not produce any Medieval pottery at all. Thus, we can discern an activity area concentrated in unit 8, which may represent a small area of habitation or other activity on the western side of the hill.

Land use does not seem to have impacted greatly upon the amount of pottery found, since numerous fragments were found on cultivated, as well as on uncultivated and grazed land. This is probably best explained by the fact that the Medieval pottery is usually deposited in the upper soil strata. The pottery was also generally well-preserved, and the fragments were often large with well-preserved fractures.

Find analysis

Glazed ware (Figs. 94–95)

A number of glazed wares are represented in the material, the most common being the yellow glazed ware. The predominant shape in this group is the bowl with raised ring base, varying in rim diameter from 15 to 22 cm. The fabric is reddish yellow (5YR 6/6–6/8) with few lime, chert, black and silver mica inclusions and some small voids. The bowls are mostly undecorated, covered only with a white slip on the interior and *c.* 1 cm down the wall on the exterior. On top of the slip is a transparent glaze which is either yellow to olive yellow (5Y 5/6–7/8 and 2.5Y 6/8) or yellowish brown (10YR 5/8), and which is either dull or glossy. A number of variations in the shape occur, such as a rounded, slightly inturned wall (311), a more flaring wall with a carination or flange on the exterior (312), or a rounded wall with a shallow groove just beneath the flaring rim, such as no. 313.²⁴ No. 314 is an example of the shape of the ring base, in this case covered on the interior with olive yellow glaze.

Four pieces belonging to the yellow glazed group were decorated with sgraffito or incised sgraffito. They are all fragments from open shapes, such as bowls or dishes. No. 315 is a rim fragment from a bowl with flaring wall, covered on the interior with white slip and olive yellow glaze. The interior is decorated with fine incised lines, one horizontal line and several curvilinear lines in the shape of reversed S-lines below. This is the only piece that can be identified as sgraffito because of the fine, curvilinear lines. On nos. 316–318, the incised lines are broader and consist of straight radiating lines (316), diagonal lines above horizontal lines (317)²⁵ and loops framed by horizontal lines (318).

Judging from the fabric and the glaze, the pieces with incised decoration belong to the same group as the undecorated yellow glazed pieces above. They are part of the same tradition and were probably produced at the same place. This type of yellow glazed ware is commonly found at Medieval sites in the region, for example at Corinth, where it was locally produced from the eleventh century through the fourteenth century.²⁶ The undecorated type was identified during the Berbati-Limnes survey as one of the best represented wares (referred to as “plain glazed ware”) during the period from *c.* 1100 to 1400.²⁷ The Mastos pieces can therefore be placed

within this time span as well, and are tentatively dated to the thirteenth century.²⁸

A number of other glazed wares were recorded, starting with no. 319, which is a flat base fragment from an open shape. The fabric is reddish yellow with few lime, chert, black and silver mica inclusions, very similar to the plain glazed ware described above. The interior is covered with thick green glaze, with no signs of slip or other paint covering the fabric. No. 320 is a rim fragment from a green- and brown-painted bowl with flaring wall and rounded lip. A likely date for this fragment is the twelfth century, judging from parallels found at Corinth.²⁹ Another glazed fragment is no. 321, a slightly carinated rim fragment, decorated with a dull olive yellow glaze on the interior and a band of metallic, glossy yellowish red glaze *c.* 0.5 cm down the wall on both exterior and interior. The yellowish green glaze and the painted red lines on the lip and inner part of the rim occur on Proto-Maiolicas dated to the thirteenth century.³⁰

A well-known ware is represented by no. 322, which is a rim fragment from a jar or cooking pot. Both the exterior and the interior (probably only the upper part) are covered with thick strong brown glaze with olive grey strokes. The brown




Fig. 95. Medieval glazed ware (315–318, 323). Photograph by C. Mauzy.

²⁴ Hahn 1996, 410, no. 151.

²⁵ For decoration, see Hahn 1996, 407–408, no. 136, figs. 96–97.

²⁶ Morgan 1942, 58–59, 63; Sanders 1987, 163–166. See Megaw & Jones 1983 for chemical analyses of Corinthian Byzantine pottery.

²⁷ Hahn 1996, 432–433.

²⁸ Sanders 1987, 161–163, for an assemblage of late thirteenth- to early fourteenth-century pottery found at Corinth.

²⁹ Morgan 1942, 72, 214, no. 404, pl. 19; Sanders 1993, 258.

³⁰ Morgan 1942, 105–110; Sanders 1987, 166–173.

glaze is a lead glaze that is common on kitchen pottery from the Byzantine period,³¹ and the rim shape is common from the tenth to the twelfth century.³²

No. 323 is probably a shoulder fragment from a closed shape such as a jug (Fig. 95). The exterior is covered with thick dark green glaze and remains of pale green glaze wash are visible on the interior. The exterior is decorated with a horizontal band of finger impressions, which occurs on jugs from the Medieval to Modern periods. This type of decoration also occurs on open shapes,³³ but considering the only slightly treated inner surface, no. 323 must derive from a closed shape. The last glazed fragment, no. 324, is from a closed vessel, probably a jug. It is a flat base fragment, slightly inturned with an offset flaring wall. A small part of the exterior is covered by olive (5Y 4/3) glaze. The exterior was originally not totally covered by glaze, but probably only the upper part of the vessel. This type of jug can be dated between the twelfth and eighteenth century, and is therefore difficult to date more precisely unless the whole shape is preserved.³⁴

As a concluding remark on the glazed wares, many of the shapes are difficult to date very precisely as they are surface finds, but the majority seem to be dated to the twelfth and thirteenth century.

Matt painted ware (Figs. 96–97)

The matt painted ware is made of medium coarse to coarse fabrics, varying in colour from pinkish grey (7.5YR 6/2) to light brown (7.5YR 6/4) and grey (10YR 5/1). All fabrics contain common medium to large inclusions, mostly lime, chert, large black and sometimes red inclusions. The surfaces are covered with slips ranging in colour from very pale brown to grey or reddish yellow. On top of the slips the surfaces are decorated with matt paint ranging from dark grey (10YR 4/1) to greyish brown (10YR 5/2) or light reddish brown (5YR 6/4). The matt painted pottery occurs in different colour combinations: either reddish yellow with red paint or pinkish grey with grey paint. Judging from the similarities in fabrics, the differences in colour are probably due to differences in, or uneven, firing, and not to different origin or different composition of the fabrics.

This group is only represented by closed shapes such as jugs and amphorae; no open shapes of matt painted ware were identified during field walking. No. 325 is a wall fragment from a jug with remains of a vertical strap handle (Figs. 96–97, no. 325). Parts of a loop decoration are visible on the shoulder, a motif that is common on matt painted storage jars from the twelfth and thirteenth centuries.³⁵ Another matt

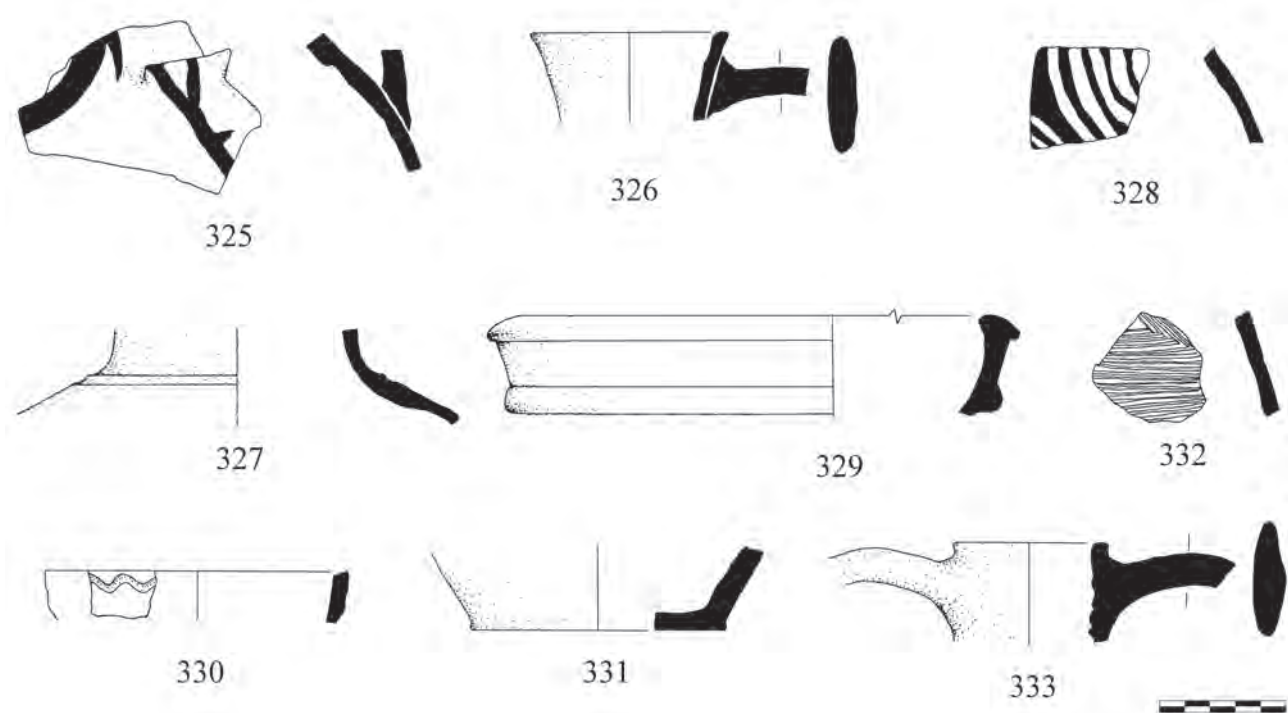


Fig. 96. Medieval pottery. Medium coarse matt painted (325–328) and undecorated (329–333) ware. Drawings by J. Hjohlman.

³¹ Morgan 1942, 36.

³² Morgan 1942, 42, 184, no. 61, pl. 3.

³³ E.g., Piltz 1996, 62, no. 45.

³⁴ Hahn 1996, 412, no. 162, fig. 101.

³⁵ MacKay 1967, 280, e.g., 284, no. 77, pl. 68; Sanders 1987, 187, no. 31, fig. 8, pl. 24.

painted jug with a strap handle from the rim to the shoulder is no. 326, decorated in greyish brown and white slip. White slip occurs in late eleventh and early twelfth century deposits, though it is not very common.³⁶ No. 327 is a neck and shoulder fragment from a large jug or amphora with a ridge around the base of the neck. It is decorated in reddish brown matt paint, which may suggest a date in the middle of the twelfth century, like similar jugs found at Corinth.³⁷ The shape also occurs in earlier periods, e.g. among the Late Antique amphorae from Pyrgouthi.³⁸ The last matt painted piece, no. 328, is a shoulder fragment from a closed vessel, probably a jug. It is a unique piece from the Mastos Hill, a pink fabric with reddish yellow slip covering the surface and decorated with concentric lines in white or pink slip. The white slip is flaked off in some places, where the red base slip becomes visible. This type of white slip has its closest parallels in the white slipped matt painted ware dated to the first half or middle of the twelfth century.³⁹

To conclude, a majority of the pieces can be dated to the twelfth or thirteenth century. Matt painted pottery first occurs in the middle of the eleventh century and becomes more common from the middle of the twelfth through the thirteenth century.⁴⁰ The dating of the matt painted shapes from the Mastos to the twelfth, or possibly the thirteenth century, is supported by the lack of wheel ridged shapes, which became common during the later part of the thirteenth century.⁴¹ On the other hand, a number of body fragments from closed shapes with close-set ribbed decoration were found during the survey, and these may belong to either unpainted amphorae or matt painted vessels.

Undecorated medium coarse ware (Figs. 96–97)

Among the medium coarse wares, a number of undecorated fragments of various fabrics are included. Just as the matt painted ware, this pottery also varies in colour from pinkish grey (7.5YR 6/2) to light brown (7.5YR 6/4) and grey (10YR 5/1). All fabrics also contain common medium to large inclusions, mostly lime, chert, large black and sometimes red inclusions. Some of pieces are easily dated to the Medieval period, whereas others, although more difficult to date, have nevertheless been included in this group. The first fragment, no. 329, is a rim fragment from a basin with a characteristic shape. It is made in a pink fabric with lime and red inclusions. The flaring rim shape with a flange at the base of the rim oc-

curs in glazed wares dated to the later thirteenth and early fourteenth century,⁴² and this seems to be a likely date for this piece too. The rim fragment no. 330 is made of a reddish yellow fabric with lime and mica inclusions. The fabric is used in Late Antique pottery, e.g. no. 304 above, but the shape of the rim together with the wavy line point to a later date, in the late thirteenth or early fourteenth century, judging from the similarities with cooking pots from this date at Corinth.⁴³ No. 331 is a base fragment from a closed shape, probably a jug. The piece is difficult to date precisely from its base shape only, but flat-based jugs are common in the Medieval period from the tenth through the thirteenth century. The reddish yellow fabric of quite coarse appearance may indicate a date from the second half of the eleventh century and later.⁴⁴ The body fragment no. 332 has no diagnostic shape, but probably comes from a large closed vessel, such as an amphora. The fabric is similar to that of no. 330, and the close-set ribbed decoration speaks for a Medieval date, but no parallel for this piece has been found so far. No. 333, on the other hand, a rim fragment with wide strap handles from rim to shoulder, is easier to distinguish. This neck and rim shape is common on amphorae and storage vessels dated to the Byzantine period and can be dated to the twelfth or thirteenth century.⁴⁵

Cooking ware (Fig. 98)

Two differently dated groups of wheel-made cooking pots can be identified in the Mastos material. These pots are distinguished primarily through their shapes, as they often come in the same type of fabric, used over a very long period. This commonly used fabric has a yellowish red (5YR 5/6–7/8) colour, sometimes with a grey (5Y 6/1) biscuit, and contains common small to large inclusions of lime and chert, some



Fig. 97. Medieval pottery. Medium coarse (325) and coarse (343) matt painted ware. Photograph by C. Mauzy.

³⁶ MacKay 1967, 280.

³⁷ MacKay 1967, 282–283, nos. 73 and 74, pl. 67.

³⁸ Hjothlman 2005, e.g., 145 and 161, nos. 30–32.

³⁹ MacKay 1967, 280–281, no. 64, pl. 67.

⁴⁰ MacKay 1967, 279–280.

⁴¹ MacKay 1967, 280.

⁴² For shape see MacKay 1967, 252, no. 9, fig. 1, pl. 62.

⁴³ MacKay 1967, 299, no. 132, fig. 5.

⁴⁴ MacKay 1967, 273–274.

⁴⁵ MacKay 1967, 279, no. 59, pl. 66. For ribbed decoration see the amphorae from Pyrgouthi, Argos and Corinth; Hjothlman 2005, 168–170, no. 92; Piérart & Thalmann 1980, 477, B 2, fig. 5, pl. 5; MacKay 1967, 274, no. 34, pl. 64.

black inclusions, and sometimes silver mica. No surface treatment can be discerned on these pieces, but the pottery seems to be well fired. In some cases the sherds have a close to “metallic” sound, due to the hardness and compact character of the fabric.

Cooking ware shapes dated between the eleventh and the end of the fourteenth century are quite well documented, especially from Corinth, and many of these shapes have also been recorded at the Mastos.⁴⁶ The rim shape of no. 334 is known from cooking pots dated to the late tenth to the middle of the eleventh century at Corinth.⁴⁷ Even though the example from Corinth comes in a lighter fabric, a plausible date for this fragment, judging from the shape, is also the eleventh century. Another familiar shape is no. 335, dated to the late eleventh century or first half of the twelfth century.⁴⁸ The most dominant shape, which occurs in almost all units, is represented by nos. 336–338. The shape is similar to no. 335, with an everted rim, often triangular in section, but on

nos. 336 and 337 the exterior of the rim is decorated with one horizontal incised groove and the upper part of the body is decorated with horizontal grooves. No. 336 may be slightly earlier, dated between the late eleventh and mid twelfth century,⁴⁹ whereas the more distinctive shape of no. 337 can be dated to the second half or end of the twelfth century.⁵⁰ No. 338 is another example of the same type of cooking pot, but without the grooved rim, dated to the second half of the twelfth century.⁵¹ Several thin-walled body sherds belonging to these pots were also found, but not included in the catalogue. The exteriors of the pots are mostly decorated with close-set horizontal grooves, and in some cases short, vertical strap handles are also preserved.

Two later cooking pot types were identified in the material. No. 339 is a rim fragment that occurs on Corinthian cooking pots dated to the later thirteenth and early fourteenth century.⁵² No. 340 is a rim fragment with a characteristic short rim shape, slanting on the interior to a ridge. The shape

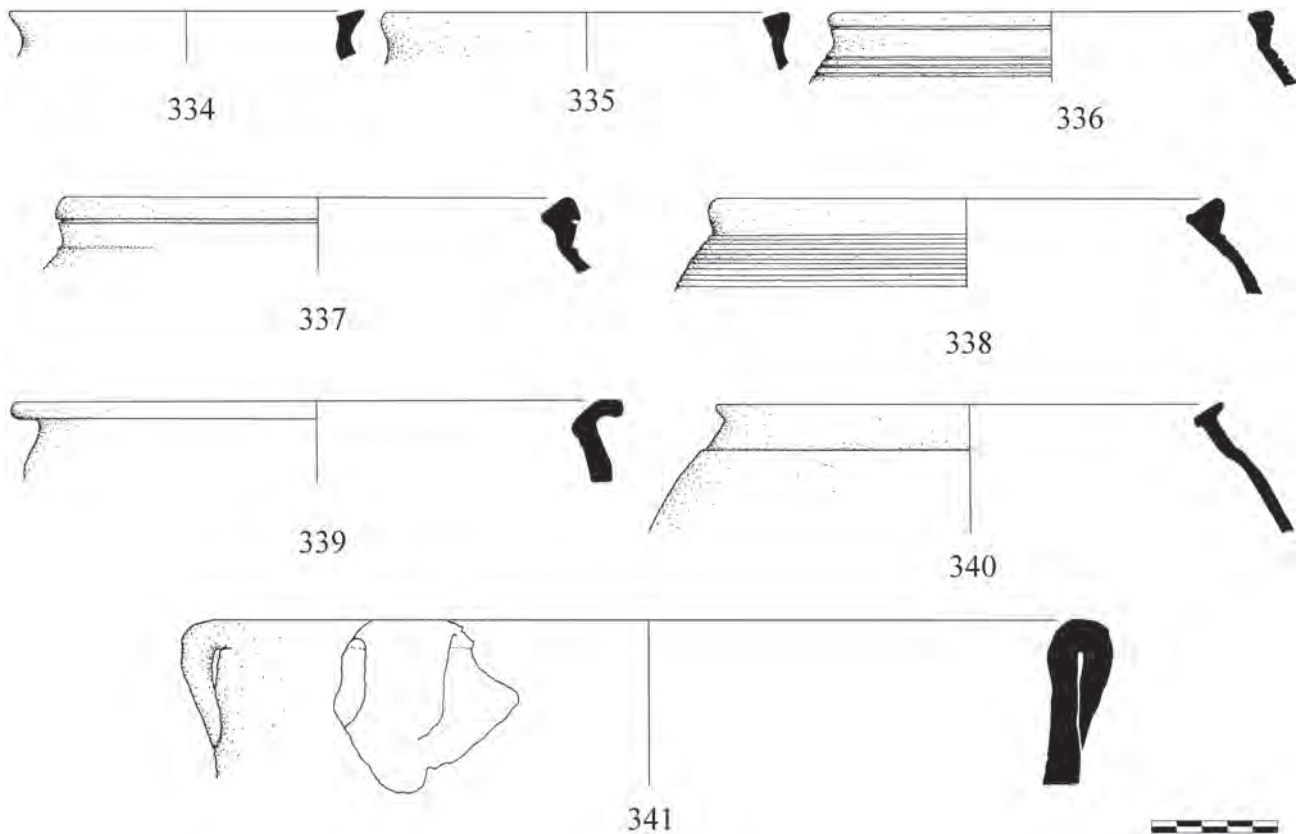


Fig. 98. Medieval cooking ware (334–341). Drawings by J. Hjohlman.

⁴⁶ MacKay 1967. For Argos see Piérart & Thalmann 1980, e.g., 473 and 481, no. D5, fig. 7, pl. 10.

⁴⁷ MacKay 1967, 291, no. 100, fig. 2.

⁴⁸ MacKay 1967, 292, no. 105, fig. 3.

⁴⁹ Hahn 1996, 356, no. 16, fig. 18, 358, no. 27, fig. 20; MacKay 1967, 292, no. 109, fig. 3.

⁵⁰ Sanders 1993, 277, no. 61, fig. 13; MacKay 1967, 295, no. 114, fig. 4.

⁵¹ Sanders 1993, 277, no. 61, fig. 13; similar to MacKay 1967, 295, no. 114, fig. 4, though with no exterior groove on the rim.

⁵² MacKay 1967, 299–300, no. 133, fig. 4.

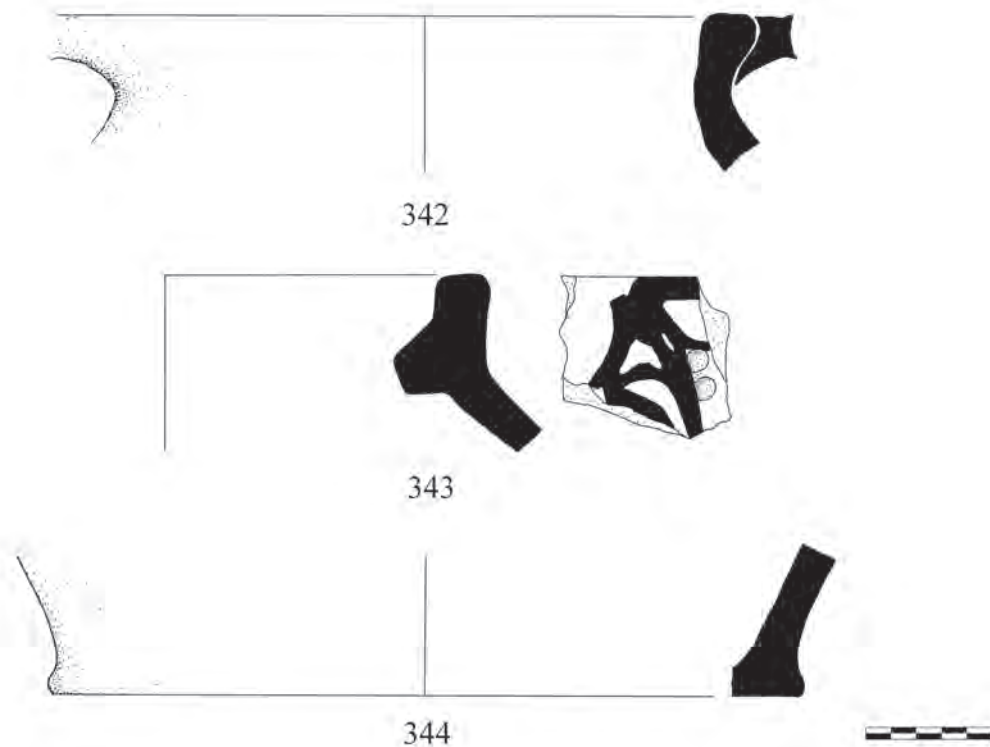


Fig. 99. Medieval coarse ware: matt painted (343) and undecorated (342, 344) ware. Drawings by J. Hjøhlman.

is dated to the late thirteenth or early fourteenth century, just as no. 339 above.⁵³ The fabric is yellowish red, like most of the cooking ware, and is well fired with a hard feel generating an almost metallic sound. A number of body fragments were found, which are identical in fabric and appearance and most likely belonging to no. 340. These fragments are decorated with one set of close-set incised grooves on the shoulder or on the middle of the pot.

The last fragment, no. 341, is an unusual piece and does not fit into either of these groups. It is a rim fragment from a handmade cooking pot, made in a very coarse reddish yellow fabric with large inclusions and many large voids and sponge-like breaks. No close parallel for this fragment has been found, and its date and origin are therefore uncertain. It differs distinctly from the handmade pottery that is commonly attributed to the Slavic tradition and dated to the Late Antique and Early Medieval periods, and has therefore been included in the Medieval group.

Cooking wares are sometimes difficult to date precisely, due to the fact that both the shapes and the fabrics are used over long periods of time. The majority of the shapes present at the Mastos, however, through parallels from nearby

Corinth, can be dated quite precisely to the second half or end of the twelfth century, with some examples to the late thirteenth or early fourteenth century.

Coarse ware (Fig. 99)

Three coarse pithos fragments of Medieval date have been included in the catalogue: two rim fragments and one base fragment. No. 342 has a slightly everted, rounded rim shape with remains of one vertical handle. The surface is covered with pinkish white slip and the rim top and the exterior of the handle is decorated with light reddish brown matt painted slip. No. 343 has a short straight rim with a ridge at the base of the rim on the interior (see also Fig. 97). The surface is covered with very pale brown slip, the top of the rim and the exterior are decorated with matt grey paint. On the exterior are two rounded impressions, similar to finger impressions. Matt painted pithoi occur at Corinth during the twelfth and thirteenth centuries, and the Mastos fragments are probably dated between the twelfth and beginning of the thirteenth century, just as a majority of the matt painted ware.⁵⁴

The last piece, no. 344, is a base fragment from a large flat-based storage vessel. A number of thick-walled body sherds

⁵³ MacKay 1967, 299–300, no. 133, fig. 4.

⁵⁴ MacKay 1967, 301.



Fig. 100. The best-preserved stretch of the Medieval wall, seen from the northeast. Photograph by B. Wells.

in this coarse fabric were also found, which on some occasions were decorated with grey (10YR 4/1) slip. This piece may therefore be identified as a fragment from a matt painted pithos dated to the Medieval period, probably between the twelfth and beginning of the thirteenth century.

Architectural remains

The survey area covers 36,664 m², of which 27,222 m² were investigated, the remaining territory being inaccessible areas of either steep and rocky hillsides or impenetrable shrubbery. On the hill itself a number of terraces formed well-defined units during the survey, as did the fields surrounding the hill also.⁵⁵

Architectural remains of different types and periods were found scattered over the hill slopes. No walls could with certainty be dated to the Late Antique period, but substantial architectural remains on the northern side of the hilltop can

be dated to the Medieval period.⁵⁶ Before the survey season of 1999, these remains had been only partly visible, but after the area had been cleared from vegetation by the survey team, a substantial wall became visible (Fig. 100). The wall runs from the eastern corner of the hill, along the northern side of the hilltop to the northwestern corner, following the topography closely. Two bastions are built into the wall, one in the north-east corner and another on the northern side. The wall and the bastions are built in a dry stone wall technique and consist of seemingly uncut fieldstones of different sizes and of local origin. A majority of them could very well be reused from earlier constructions on the hill. Smaller stones are placed at the bottom of the wall and larger stones higher up, and in some places the interstices contain pieces of roof tiles of Laconian shape dated to the Late Antique or Medieval periods, confirming a late date for the wall.

⁵⁵ The topography was defined as field, terrace or slope, and the land use as cultivated, uncultivated or grazed.

⁵⁶ These remains are not mentioned in earlier reports on the archaeological work carried out at the Mastos during the 1930s and 1950s, probably due to the fact that the walls were associated with the Medieval period and therefore outside the scope of the investigations, which were concentrated on prehistoric remains. Nor were they mentioned in the publication of the Berbati-Limnes archaeological survey, since the Mastos was not part of the surveyed area.

The entrance to the hilltop seems to have been located at the western end of the northern wall where an opening is still visible (*Fig. 101*). A large horizontal boulder located in the middle of the opening was probably used as part of the entrance construction, perhaps as a threshold stone. On the northwestern slope of the hill, below the wall, there are remains of pre-modern terracing that may have been included in a ramp construction, leading to the entrance of the top terrace.

The purpose of the hilltop wall was probably dual: it was used partly as a terrace wall, keeping the masses of soil on the top terrace in place, partly as a fortification wall. The defensive purpose of the wall is clearly indicated by the remains of the two bastions. The steep character of the hilltop on its eastern, southern and western sides makes terracing impossible and fortification unnecessary, but on the northern side, where access to the hill is quite easy, a robust fortification wall was apparently needed. Generally speaking, hilltop settlements surrounded by fortification walls are very common from the twelfth to the fourteenth century in mainland Greece, and are a reflection of the politically turbulent circumstances of these centuries. At the Mastos, the hilltop wall should likewise be seen as a reflection of the history and political situation of the area during the twelfth and thirteenth centuries.

Looking at the rest of the Berbati valley, there are no remaining fortifications at the entrance to the valley through the Klisoura. In its western part, close to Mycenae, dense architectural remains have, however, been noted, and also on top of the Profitis Ilias hill.⁵⁷ These remains may be interpreted as fortifications or a watchtower, and there is no doubt that there was a need for defensive structures during this period.

As argued above, based on the amount of pottery found on the top terrace, and its mixed character (fine ware, cooking ware, amphorae and pithoi), the hilltop was most definitely inhabited during Medieval times, at least during some periods. No architectural remains have been found up there, which must be due to erosion or cultivation and animal grazing in later periods. It is suggested, however, that the area housed at least some buildings that were used by its inhabitants, whether permanently or otherwise. The natural rock outcrops that are visible today may have been incorporated into buildings, or have served as foundations for mudbrick houses. Parts of the terrace may also have been used for growing olives or other crops.

Terraces, or traces of terraces, are visible on all sides of the hill, and date from Prehistoric to Modern times. Some of the terrace walls have been dated to the Mycenaean period, based on the size of the blocks and the building technique,⁵⁸ but it

is far more difficult to date the later walls and to separate Medieval terrace walls from Modern ones. Considering the substantial wall on the hilltop and the presence of Medieval material all over the area, we can, however, suggest that the rest of the hill was included into this fortification or settlement, and that some of the present terraces were already in use in the Medieval period. During the Berbati-Limnes survey, numerous late querns and olive oil presses were found, and we know that both grain and olive production were part of the valley's economy in Medieval times.⁵⁹ Considering its central location in the valley, the Mastos was probably also used for growing these crops as part of the agricultural economy of a larger settlement.

Mastos in a historical context (*Fold-outs 1–2*)

The Late Antique period and the Medieval from *c.* 1100 to *c.* 1400 are characterized by a dense settlement pattern in the Berbati Valley. The Late Antique settlements were most often located on the valley bottom and consisted of separate farmhouses of various sizes, like the Pyrgouthi farmhouse. The surrounding hillsides were partly inhabited and were probably also used for growing olives, vines and cereal crops. The Late Antique sherds found at the Mastos, dating to the sixth and the middle of the seventh century, are sparse and cannot be used as evidence for a large or permanent settlement. The two areas where a somewhat larger concentration of pottery was found, units 1, 2 and 28 on the southwest side, and units 13 and 20 on the northern side, may have housed a couple of small habitations, probably in use for just a short period of time. There is also a possibility that the habitations were not permanent farmsteads, but more temporary dwellings, and



Fig. 101. The gateway to the Medieval fort on top of the Mastos Hill. The opening is an integral part of the wall and situated in the northwestern corner of the hill. Photograph by B. Wells.

⁵⁷ Hahn 1996, 441.

⁵⁸ See Klintberg, this volume.

⁵⁹ Hahn 1996, 441.

that the hill was used rather for cultivation and pastoralism, just as it is today.

The Medieval period is much better represented. The defensive wall and the bastions on the north side of the hilltop are fairly securely dated to this period, and a majority of the pottery found can be dated from the eleventh through the thirteenth century. The pottery covers all types of wares: glazed ware, plain household ware, storage vessels, and cooking ware. Together with the architectural remains it gives us a picture of a fortified settlement of fairly large dimensions, centred on the hilltop, and with activity areas on the surrounding terraces and on the northwestern slopes. Whether this fortification was used by the inhabitants of the valley during periods of turbulence, or by more-or-less permanent garrisons or defence forces cannot be determined.

As mentioned above, a majority of the Medieval material sampled during the Berbati-Limnes survey was dated between *c.* 1100 and *c.* 1400.⁶⁰ The largest concentration of finds was recorded around the Mastos Hill, and mostly to the east of the hill. A number of smaller settlements and farmsteads were also identified in the valley, with a number of chapels and perhaps a monastery. On a slope to the northeast of the Mastos a concentration of artefacts (FS 418) has been referred to as “The Old Village” by the Berbati-Limnes survey team.⁶¹ According to local informants, this findspot and the adjacent area was the location for the old village of Prosimna which was abandoned around 1700 when the settlement moved to its current location in the eastern part of the valley. Thus, there is no doubt that the valley bottom and the area around the Mastos were well inhabited during Medieval times, and it is an attractive idea that the hilltop fortification was associated with the old village to the northeast. This must have been the largest settlement in the Berbati area, as no other fortified settlements have been recorded in the valley.

The Berbati Valley is located between the cities of Nauplion and Corinth, and the valley’s history must be seen against the background of the history of these two cities. Corinth was the dominant city in the region. With its two harbours controlling the Isthmus it was an important trading centre. It had vibrant pottery, glass and silk production and a high ecclesiastic status. During the Medieval period Berbati belonged to the castellany of Corinth,⁶² and already in the eleventh and twelfth centuries much of the pottery and other commodities were probably imported to Berbati from

Corinth.⁶³ A reason for this may have been the easy access to Corinth; the nearest road between Berbati and Corinth today passes through Limnes and Ayionori (Medieval Hagionoros), but the Medieval road, the kondoporia, went further west and stretched across the mountains from Berbati to Ayionori.⁶⁴

Nauplion, to the south, was one of the larger cities in the region, with a fortress that is known to have held Greek garrisons until 1210/1212.⁶⁵ During the eleventh and early twelfth century the city was the base of the local lord and landowner, Leo Sgouros, who controlled large parts of the Argolid.⁶⁶ In 1204, in the shadow of the Frankish conquest of Constantinople, Sgouros made an attempt to take over large parts of the Greek mainland.⁶⁷ With the help of a private army he occupied both Argos and Corinth, and we can assume that the settlements in the area between these two cities, such as Mastos, were also exposed to his attacks.⁶⁸ Later in 1204, when the Franks invaded Greece, Sgouros had to withdraw to Acrocorinth, and in the ensuing years the Franks conquered the Peloponnese and divided the peninsula into twelve baronies, each run by a Frankish baron.

We may now ask how Mastos may fit into this historical framework. The dating of the pottery implies that the hill was inhabited before the Frankish takeover. It may have been controlled by a landowner in the valley, or by one of the larger landowners in the Argolid, but so far no name of a specific person or family has been associated with the area. The site seems to have survived both the attacks by Leo Sgouros in 1204 and the takeover by the Franks the same year, and was deserted sometime towards the middle of the thirteenth century. Around this time two coin hoards were buried close to the Mastos, probably in connection with the abandonment of the site. One hoard was found east of the hill and is dated to *c.* 1265.⁶⁹ The other hoard was found during the 1953 excavations on the eastern slope and is suggested to have been buried at some point during or after the thirteenth century.⁷⁰ Whether related to the Mastos settlement or not, these coin hoards are signs of the turbulence in the area in the middle of the thirteenth century. The division of the Peloponnese

⁶⁰ Hahn 1996, 345 and 432. A total of 22 or perhaps as many as 29 findspots (well-defined concentrations of artefacts representing a settlement or a similar activity area) and standing monuments were identified in the Berbati Valley, and another four to six sites in the Limnes area.

⁶¹ Hahn 1996, 368 and 444 (findspot 418).

⁶² Hahn 1996, 441.

⁶³ The valley is known to have been oriented towards Corinthia rather than towards Argos and the south already in ancient and Late Antique times, see Hjothman 2005 and Penttinen 2005. As mentioned before, this is clearly visible in the Late Antique pottery assemblage, both in shapes and fabrics.

⁶⁴ Wells 1996b, 10; Wells 2002a on the ancient *kotoporeia*; Penttinen 2005, 112.

⁶⁵ Lock 1995, 75.

⁶⁶ Hetherington 1991, 9.

⁶⁷ Lock 1995, 71f.

⁶⁸ Hetherington 1991, 9f.

⁶⁹ Metcalf 1974.

⁷⁰ Hahn 1996, 445–449.

among the Franks caused repeated wars between Greeks and Franks and Franks and Venetians during the latter part of the century. Land divisions and land ownership probably changed repeatedly, which led to the abandonment of many sites at the end of the century, one of which was the Mastos Hill.

Catalogue

Late Antique (Fig. 92)

Medium coarse ware

303. Jar. Rim frag. D. 24.0. Unit 50.

Flaring rim offset from tapering wall. Light brownish grey (10YR 6/2) to light reddish brown (5YR 6/4) fabric with abundant lime, chert and black inclusions. Exterior covered with light grey (5Y 7/2) slip.

304. Jug. Shoulder frag. Unit 14.

Exterior decorated with incised wavy lines. Reddish yellow (5YR 6/6) sandy fabric with lime, grey/beige and silver mica inclusions (cf. no. 303 above).

305. Jug. Handle and neck frag. Neck D. 7.0. Unit 49.

Flaring neck with vertical handle, oval in section. Reddish yellow (5YR 7/6) fabric with pale brown (10YR 6/3) biscuit and common, small to large lime, black, chert and red inclusions. Pink (7.5YR 8/4) slip on the exterior.

306. Jug. Neck and handle frag. Neck D. 6.0. Unit 39.

Neck with part of vertical handle, oval in section. Dark grey (10YR 4/1) to greyish brown (10YR 5/2) fabric with common, medium to large chert and limestone inclusions, medium to large, angular, yellow inclusions and occasional mica.

Coarse ware

307. Amphora. Body frag. Unit 15.

Body fragment with finger impressions around handle attachment. Reddish yellow (7.5YR 7/6) fabric with grey (10YR 6/2) biscuit. Moderate lime, chert, red, black, grey and silver mica inclusions. Traces of brown (7.5YR 5/4) slip on the exterior.

Cooking ware

308. Cooking pot. Rim frag. D. 19.0. Unit 20.

Everted thin rim with rounded lip. Reddish yellow (5YR 7/8) fabric with reddish grey (5YR 5/2) biscuit and frequent very large lime, black, grey, yellow and silver mica inclusions.

309. Cooking pot. Rim frag. D. 18.0. Unit 30.

Tapering wall and short everted rim, thickened on interior. Yellowish red (5YR 5/6–7/8) fabric, with common, small to large lime, chert, black, grey, and sometimes silver mica inclusions.

310. Cooking pot. Lid knob frag. Knob D. 3.0. Unit 2.

Rounded lid knob, hollow interior. Grey (5Y 5/1) fabric with frequent, medium chert and small lime, yellow, black inclusions.

Medieval

Glazed ware (Figs. 94–95)

311. Bowl. Rim frag. D. 22.0. Unit 34.

Rounded wall with round lip. Reddish yellow fabric (5YR 6/6–6/8) with few lime, chert, black and silver mica inclusions, small voids. Covered with white slip and glossy yellow (5Y 5/6–7/8) glaze on interior and over the rim on the exterior.

312. Bowl/plate. Rim frag. D. 25.0. Unit 18.

Flaring wall with carination on exterior. Reddish yellow fabric (5YR 6/6–6/8) with few lime, chert, black and silver mica inclusions, small voids. Thick, olive (5Y 5/6) glossy glaze on the interior.

313. Bowl. Rim and body frag. D. 15.0. Unit 39.

Rounded wall with shallow groove below flaring rim. Reddish yellow (5YR 6/6–6/8) fabric with few lime, chert, black and silver mica inclusions and some small voids. Yellow, dull glaze on the interior and running down wall on the exterior.

314. Bowl. Base frag. D. 7.0. Unit 3.

Ring base with flaring wall. Reddish yellow (5YR 6/6–6/8) fabric with few lime, chert, black and silver mica inclusions and some small voids. Olive yellow (5Y 5/6–7/8) glaze on the interior.

315. Bowl. Rim frag. D. 20.0. Unit 57.

Flaring wall with rounded lip. Sgraffito on the interior. Light brownish grey (10YR 6/2) to reddish yellow (7.5YR 7/6) fabric with few small lime, chert and black inclusions. Interior and 2.5 cm down wall on exterior covered with white slip and olive yellow glaze.

316. Bowl/plate. Body frag. Unit 12.

Flat body fragment, probably from bottom of dish or bowl. Incised sgraffito on the interior. Pink (7.5YR 7/4) fabric with few small lime inclusions. Interior decorated with olive (5Y 5/6) glaze.

317. Bowl. Body frag. Unit 49.

Wall fragment with carination below straight rim. Interior decorated with incised sgraffito. Light brown (7.5YR 6/4) fabric with few small lime inclusions. Interior covered with olive (5Y 5/6) glaze.

318. Bowl. Body frag. Unit 55.

Wall fragment with incised sgraffito on interior. Reddish yellow (5YR 6/6–6/8) fabric with few lime, chert, black and silver mica inclusions. Interior decorated with yellow glaze.

319. Bowl/dish. Base frag. D. 10.0. Unit 44.

Flat base with offset flaring wall. Reddish yellow (5YR 6/6–6/8) fabric with few lime, chert, black and silver mica inclusions. Interior covered with thick green glaze.

320. Bowl. Rim frag. D. 22.0. Unit 61.

Flaring wall and rounded rim. Reddish yellow (5YR 6/6–6/8) fabric with few lime, chert, black and silver mica inclusions. Exterior covered with very pale brown (10YR 8/4) slip and olive yellow (2.5Y 6/6) to pale yellow (2.5Y 8/4) glaze. Interior decorated with grass-green paint and a stripe in yellowish brown (10YR 5/8) paint running down. Green- and brown-painted bowl.

321. Bowl. Rim frag. D. 18.0. Unit 39.

Flaring wall and straight rim, slightly outturned at lip. Reddish yellow (5YR 6/6–6/8) fabric with few lime, chert, black and silver mica inclusions. Dull olive yellow (2.5Y 6/6) glaze on the interior. A band of metallic, glossy yellowish red (5YR 4/6) paint *c.* 0.5 cm down wall on both interior and exterior.

322. Jar/cooking pot. Rim frag. D. 14.0. Unit 2.

Everted, thickening rim fragment with horizontal groove just below lip on exterior. Reddish yellow (5YR 6/6–6/8) fabric with few lime, chert, black and silver mica inclusions and voids. Strong brown (7.5YR 4/6) glaze with olive grey (5Y 4/2) strokes on the exterior and interior.

323. Jug. Body frag. Unit 25.

Wall fragment from tapering shoulder, decorated with horizontal band of finger impressions. Very pale brown (10YR 7/3) to reddish yellow (5YR 7/6) fabric with few, very small lime inclusions. Interior covered with worn pale green glaze. Exterior covered with thick green glaze.

324. Jug. Base frag. D. 8.0. Unit 24.

Flat base, slightly inturned with offset flaring wall. Greyish brown (10YR 5/2) fabric with few small lime, yellow and silver mica inclusions. Olive (5Y 4/3) glaze on the exterior.

Matt painted ware (Figs. 96–97)**325.** Jug. Body and handle frag. Unit 30.

Rounded shoulder fragment with remains of vertical strap handle. Greyish brown (2.5Y 5/2) to very pale brown (10YR 7/4) fabric with common, medium to large lime, chert and red inclusions. Greyish brown slip on the exterior. Matt painted decoration on the shoulder and the lower part of the handle.

326. Jug. Rim, neck and handle frag. D. 8.0. Unit 33.

Flaring neck with part of vertical strap handle, oval in section. Light reddish brown (5YR 6/4) fabric with common, large lime, black and red inclusions. Very pale brown (10YR 7/3) slip on the exterior and greyish brown (10YR 5/2) and white (10YR 8/2) matt paint.

327. Jug/amphora. Shoulder and neck fragment. Neck D. 10.0. Unit 50.

Rounded shoulder with ridge at base of neck. Reddish yellow (5YR 7/6) fabric with common lime, chert and black and occasional silver mica inclusions. Reddish yellow (7.5YR 7/6) slip on the exterior, decorated with reddish brown (5YR 5/4) matt paint.

328. Jug. Shoulder frag. Unit 38.

Rounded shoulder fragment. Pink (5YR 7/4) fabric with few small lime and red inclusions and some voids. Exterior covered with reddish brown (2.5YR 5/4) slip containing silver mica, painted with pink (7.5YR 8/4) slip in linear decoration.

Undecorated medium coarse ware (Fig. 96)**329.** Basin. Rim frag. D. 25.0. Unit 28.

Flaring rim with thickened lip and flange at base of rim on exterior. Pink (7.5YR 8/4) fabric with common, medium, pale brown (grog) and few small lime inclusions.

330. Jar (?). Rim frag. D. 12.0. Unit 50.

Almost straight rim with incised wavy line on exterior. Medium coarse, reddish yellow (5YR 6/6) fabric with greyish brown (10YR 5/2) biscuit. Common, small to large lime and silver mica inclusions, small voids.

331. Closed shape. Base frag. D. 10.0. Unit 34.

Flat base fragment from closed shape. Reddish yellow (5YR 7/6) fabric with grey (10YR 5/1) biscuit. Common, small to medium lime, chert, black, red (grog) and silver mica inclusions.

332. Closed shape. Body frag. Unit 46.

Exterior decorated with closely spaced, incised horizontal grooves. Sandy, greyish brown (2.5Y 5/2) fabric with lime, yellow, silver mica inclusions and sand grits. Reddish yellow (5YR 7/6) slip on the exterior.

333. Closed shape. Rim and handle frag. D. 5.0. Unit 54.

Straight neck with short rim and strap handle from upper neck. Very hard and dense reddish yellow (5YR 7/6) fabric with small to medium, lime, black and silver mica inclusions. Exterior covered with greyish brown (2.5Y 5/2) slip.

Cooking ware (Fig. 98)

334. Cooking pot. Rim frag. D. 14.0. Unit 1.

Everted rim, slanting on interior to sharp angle. Reddish yellow (7.5YR 6/6) fabric with grey (7.5YR 6/6) biscuit and common large to very large lime, black and silver mica inclusions.

335. Cooking pot. Rim frag. D. 16.0. Unit 49.

Slightly everted rim with sharp lip and triangular in section. Dark brown (10YR 4/3) fabric with lime, chert, black, yellow and silver mica inclusions.

336. Cooking pot. Rim frag. D. 18.0. Unit 49.

Slightly everted rim with sharp lip and concave on interior. Reddish yellow (5YR 6/6) fabric with few lime, chert, brown and silver mica inclusions. Exterior covered with pink (7.5YR 7/4) slip. Groove on the exterior of the rim.

337. Cooking pot. Rim frag. D. 20.0. Unit 50.

Everted rim with deep groove on exterior, triangular in section. Yellowish red (5YR 5/6–7/8) fabric with grey (5Y 6/1) biscuit and common, small to large lime, chert, black and silver mica inclusions. Remains of ribbed decoration on the body.

338. Cooking pot. Rim frag. D. 20.0. Unit 50.

Everted rim, slanting on interior, triangular in section, and ribbed decoration on body. Yellowish red (5YR 5/6–7/8) fabric with grey (5Y 6/1) biscuit and common, small to large lime, chert, black and silver mica inclusions.

339. Cooking pot. Rim frag. D. 24.0. Unit 28.

Outturned rim, slanting to sharp angle on interior. Reddish yellow (5YR 6/6) fabric with dark grey (5Y 4/1) biscuit, small to medium lime, chert and black and silver mica inclusions.

340. Cooking pot. Rim frag. D. 20.0. Unit 55.

Tapering wall and short everted rim, slanting on interior to ridge. Yellowish red (5YR 5/6–7/8) fabric with light brownish grey (10YR 6/2) biscuit and common small to large lime, chert, black and silver mica inclusions.

341. Cooking pot. Rim and handle frag. D. 34.0. Unit 39.

Straight rim with one vertical handle, set close to body. Reddish yellow (7.5YR 7/6) fabric with grey (10YR 5/1) biscuit. Common, medium to large lime, chert, black, and brown inclusions. Many large voids and sponge-like breaks.

Coarse ware (Figs. 97, 99)

342. Pithos. Rim and handle frag. D. 23.0. Unit 18.

Everted rounded rim with part of vertical handle. Reddish yellow (5YR 6/6) fabric with large lime and chert inclusions. The surface is covered with pinkish white (5YR 8/2) slip and light reddish brown (5YR 6/3) matt paint.

343. Pithos. Rim frag. Unit 54.

Straight, short rim with ridge on interior. Exterior decorated with finger impressions. Pale brown (10YR 6/3) to grey (10YR 5/1) fabric with common, medium to large lime, chert and black inclusions. Many voids, both in breaks and on surface, and cavities from vegetal matter. The surface is covered with very pale brown (10YR 7/3) slip, the rim top and the exterior decorated with grey (10YR 4/1) matt paint.

344. Pithos. Base frag. D. 30.0. Unit 55.

Flat base with somewhat inturned base and flaring wall. Pale brown (10YR 6/3) to grey (10YR 5/1) fabric with common, medium to large lime, chert and black inclusions. The fabric contains many voids, both in breaks and on surface as well as cavities from organic matter.

